



# In His Steps

A GEMS On The GO Badge



# Dream Big!

Fill in your answers in the footsteps below.

1. What is something you'd like to learn how to do someday?



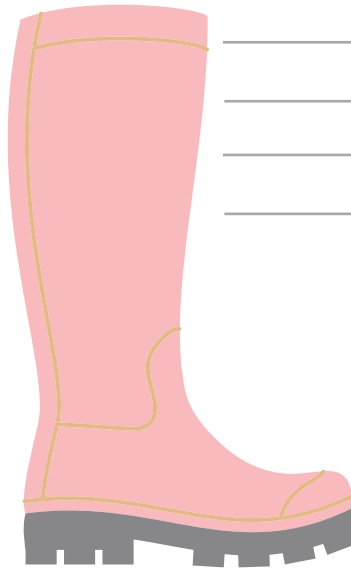
---

---

---

---

2. What is one step you could take toward this dream?



---

---

---

---

3. If you had to pick a teacher to help you take steps toward your dream, what would you want him or her to be like?



---

---

---

---

## THE GREATEST TEACHER!

We have lots of teachers! Someone taught you how to talk and write your name. Maybe today someone is teaching you how to play an instrument, sport, or new game.

To know how to live, we already have the best Teacher. There is no one smarter or wiser than Him! He's the best Friend you could ask for and the most brilliant Teacher you could ever have. There is no one more powerful or kind.

It's Jesus! He's God's Son. Jesus made everything, knows everything, and holds everything together. Maybe you know lots about Jesus already, or maybe you don't. Whoever you are, Jesus loves you and meets you right where you are today!

# Who is Jesus?

The Bible helps us remember who Jesus is! Write the letter that comes between the two letters given to discover some of Jesus' names.

\_\_\_\_'\_\_\_\_ who came to earth in human form.  
FH NP CE RT RT NP MO

Our \_\_\_\_\_ who loves us and made a way for us to be with  
RT ZB UW HJ NP QS  
Him forever.

The \_\_\_\_\_ and \_\_\_\_\_ He's in charge!  
LN ZB RT SU DF QS QS TV KM DF QS

A \_\_\_\_\_ who sticks close. He is with you and for you  
EG QS HJ DF MO CE  
and loves you!

A \_\_\_\_\_ who knows everything about everything and  
SU DF ZB BD GI DF QS  
shows us the best way to live!

Jesus wants to show you more of who He is and how much He loves you!



Do you have questions about Jesus?  
Ask your grown-up or email  
[hello@gemsonthego.org](mailto:hello@gemsonthego.org)  
with your questions!





## Who Are You?

When Jesus is our Savior and Friend, He gives us new names to help us remember who we really are!

Fill in your name and read the following sentences aloud.


(your name)

... is precious in God's sight. (Isaiah 43:4)

... is light! She shines for Jesus! (Matthew 5:14)

... matters to God! He knows her! (Isaiah 49:16)

... is LOVED. No matter what! (1 John 3:1)



## Step In!

Discover the key to walking in Jesus' steps! Each missing word starts with one of the circled letters on the grid. Follow the circled letter and move, one letter at a time, in the direction shown by the arrows under the lines.

To walk in His steps, **I** → ↓ ← ↓ ↓ ← that  
 there is a **B** → ↓ arrow over your **H** ↑ ← ↓.  
**W** ↓ ← ↓ ↓ ← ← ↓ you say, do, or think,  
 your **J** ↑ ↑ is to **K** ↓ ↓ ← that  
**A** → ↑ → ↓ focused on Jesus!

E	A	E	I	N
S	D	<b>H</b>	<b>B</b>	I
B	<b>I</b>	M	K	G
O	G	A	<b>W</b>	<b>K</b>
<b>J</b>	I	A	H	E
E	N	T	P	E
E	V	E	R	O
R	V	<b>A</b>	R	W



Remember who Jesus is and what He says about you!



# God's Word Is Truth

1 John 2:6 is found in God's Word, the Bible. Read the verse below and then follow the three instructions.

*Whoever claims to live in him must live as Jesus did.* 1 John 2:6

1. Draw a heart around the name Jesus. To walk in Jesus' steps, we must live as He did. In a word that's **LOVE!**
2. Underline the words "live". Above the 1st live, write your name. Above the 2nd live, write your address. You can choose to walk in Jesus' steps right where you live! Which isn't always easy. But remember on your loving days and you're not so loving days, Jesus doesn't give up on you. He always loves, forgives, and shows us a better way
3. Complete this sentence. In my own words, 1 John 2:6 means...

---

---

---

---

---






## How Many Steps?


**Take a walk.** Sometimes taking steps means putting one foot in front of the other. From where you are sitting right now, count how many steps it takes to walk to your front door and back.  
How many steps did it take? \_\_\_\_\_

**Brush your teeth.** Sometimes taking steps means following a process, like the steps it takes to brush your teeth. You need to squeeze the toothpaste, pick up your toothbrush, and more. Brush your teeth and as you do, count the steps!  
How many steps did it take? \_\_\_\_\_

## Walk In His Steps!

There are three important steps to walk in Jesus' steps! On all the lines below write the word Remember.

- 
1. \_\_\_\_\_ **who Jesus is—His love, words, and ways!**
  2. \_\_\_\_\_ **who Jesus says you are!**
  3. \_\_\_\_\_, \_\_\_\_\_ **step! Walk toward Jesus!**



**NOTE!** Every day is filled with choices. Will you choose to step toward Jesus or away from Him? If you're not sure, remember that stepping toward Jesus always means being loving!



## STEP INTO ACTION PROJECT!

Like a baby who is just learning to walk, it takes some practice to walk in Jesus' steps. Keep remembering the steps to walk in His steps. Complete one or more of the Step Into Action Projects below!

### CHECK THE STEP INTO ACTION PROJECT(S) YOU COMPLETED!



Remember who Jesus is! He is the greatest Teacher! In your Bible or go to [biblegateway.com](http://biblegateway.com) read Matthew chapters 5, 6, and 7. Write down one thing you learned. Share it with a friend.




Remember who Jesus says you are! Create an A to Z journal or poster. List the names He gives you. Use the list [here](https://bit.ly/LOVEDAtoZ) (<https://bit.ly/LOVEDAtoZ>) to help you!



Create a piece of artwork or write a poem that encourages people to walk in His steps. Or color the In His Steps coloring sheet [here](http://bit.ly/InHisStepsColoringSheet) ([bit.ly/InHisStepsColoringSheet](http://bit.ly/InHisStepsColoringSheet)). Gift it to an elderly neighbor or family member.



Take a walk with an older girl or woman. Share what you are learning about walking in Jesus' steps. If she also walks in His steps, ask her questions about Jesus and her relationship with Him.



## Keep Walking!

When you're finished with your badge experience, share these three things with your grown-up!

1. Tell what you learned about walking in His steps.
2. Show the completed badge activity sheet.
3. Share what Step into Action Project you chose and why.

Great job!



---

Grown-up signature

---

Date

**NOTE:** To order a In His Steps badge, go to [bit.ly/shopGEMSonTheGo](https://bit.ly/shopGEMSonTheGo). It's a fun and meaningful way to celebrate your girl! \*Badges sold separately.

**JUST FOR FUN!** Take a picture with your completed In His Steps Badge Experience PDF and have your mom share it with #GEMSonTheGO. Or email it to us at [hello@gemsonthego.org](mailto:hello@gemsonthego.org).